

# ShipShape™

*adjustable bed base  
setup / owner guide*



- ship-friendly packaging system
- quality adjustable bed base
- quick and easy setup
- made in USA

# CONTENTS

---

Advisory.....	4
Assembly .....	6
Hand Control Function .....	15
Accessories.....	16
Troubleshooting .....	17
1-2-Lifetime Warranty.....	18

For video instructions on assembling this product, go to:  
<http://www.youtube.com/watch?v=3aVcLj27zDQ>



## ADVISORY

---

### IMPORTANT INFORMATION

#### READ THE FOLLOWING INFORMATION CAREFULLY BEFORE USING THIS PRODUCT

This ShipShape™ adjustable bed has been quality engineered with design features to assure comfort and safety when operated properly.

#### ELECTRICAL GROUNDING

This product is equipped with a polarized or grounded electrical power cord. The power cord will only fit into a grounded, electrical surge protection device (not included) or a grounded electrical outlet.

**⚠ WARNING**  
**FOR OPTIMUM ADJUSTABLE BED OPERATION, USE A GROUNDED, ELECTRICAL SURGE PROTECTION DEVICE (NOT INCLUDED). FAILURE TO USE A SURGE PROTECTION DEVICE COULD COMPROMISE SAFETY OR CAUSE PRODUCT MALFUNCTION.**

#### WARRANTY WARNING

Do not attempt to open the motor or hand control. The product warranty will be void if these components are tampered with. Do not attempt to alter component wiring or adjust or modify the structure of the product in any way or the warranty will be void. Any repair or replacement of adjustable bed parts must be performed by authorized personnel.

#### LUBRICATION

This product is designed to be maintenance free. The lift motors are permanently lubricated and sealed—no additional lubrication is required. Do not apply lubricant to lift motor lead screws or any nylon nuts or the bed may inadvertently creep downward from the elevated position.

#### PRODUCT RATINGS

The bed lift motors are *not* designed for continuous use. Reliable operation and full life expectancy will be realized as long as the lift motors do not operate any more than five (5) minutes over a thirty (30) minute period, or approximately 15% duty cycle. Any attempt to circumvent or exceed product ratings will shorten the life expectancy of the product and may void the warranty.

The recommended weight restrictions for ShipShape™ adjustable beds is 450 lb (204 kg). The bed will structurally support the recommended weights distributed evenly across the head and foot sections. This product is not designed to support or lift this amount in the head or foot sections alone.

***Note: exceeding the recommended weight restrictions could damage the adjustable bed and void the warranty.***

For best performance, consumers should enter and exit the adjustable bed with the bed in the flat (horizontal) position. **DO NOT SIT ON THE HEAD OR FOOT SECTIONS WHILE IN THE RAISED POSITION.**

UL (Underwriters Laboratories) listed components.

CFR 1633 approved for use with most mattresses.

Made in USA.

---

## ADVISORY

---

### IMPORTANT INFORMATION

#### READ THE FOLLOWING INFORMATION CAREFULLY BEFORE USING THIS PRODUCT

This ShipShape™ adjustable bed has been quality engineered with design features to assure comfort and safety when operated properly.

#### SMALL CHILDREN / PETS WARNING

After the bed is unboxed, immediately dispose of packaging material as it can smother small children and pets. To avoid injury, children or pets should not be allowed to play under or on the bed. Children should not operate this bed without adult supervision.

#### HOSPITAL USE DISCLAIMER

This bed is designed for in-home use only. It is not approved for hospital use and does not comply with hospital standards. Do not use this bed with tent type oxygen therapy equipment, or use near explosive gases.

#### FCC COMPLIANCE

Electrical components are rated for 110/120 voltage, 60Hz, 3.9 amp. Components meet Class B digital device rating (Part 15, FCC rules) for residential use.


#### LIFTING/LOWERING MECHANISMS

The lift/lower feature will emit a minimal humming sound during operation. This is normal.

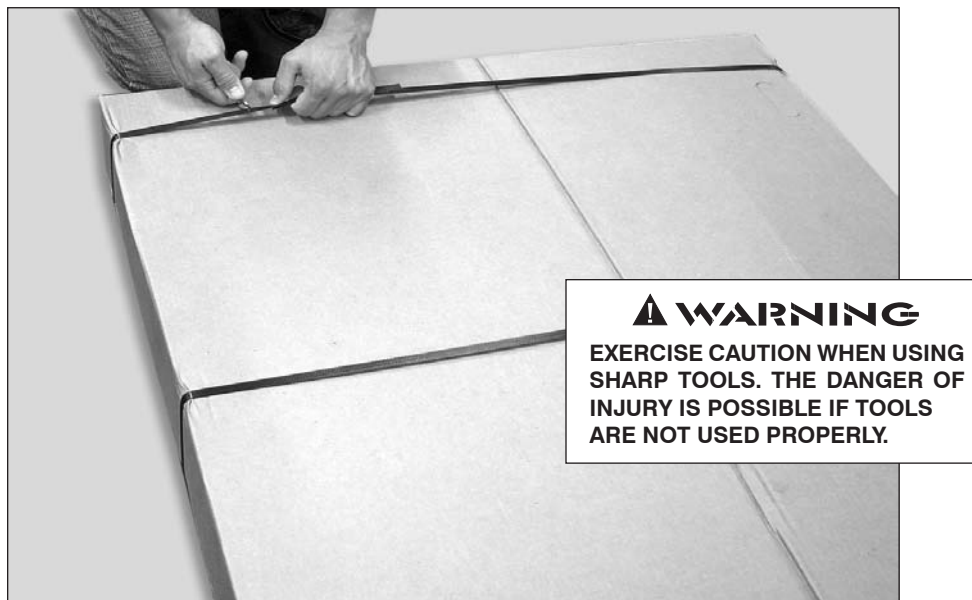
During operation, the lift arm wheels make contact with the platform support of the bed. This applies slight tension on the moving components and resonance is reduced to a minimum level. If excessive noise or vibration is experienced, reverse the movement action (up or down) of the bed with the hand control. This should realign the bed's activating mechanisms to the proper operational position.

## ASSEMBLY

**STEP 1** Locate Box 1 and Box 2.




**STEP 2** Cut and remove plastic bands on Box 1.



## ASSEMBLY

---

**STEP 3** Open Box 1 to reveal one (1) adjustable base deck assembly, (1) Setup/Owner guide and (1) Setup DVD.



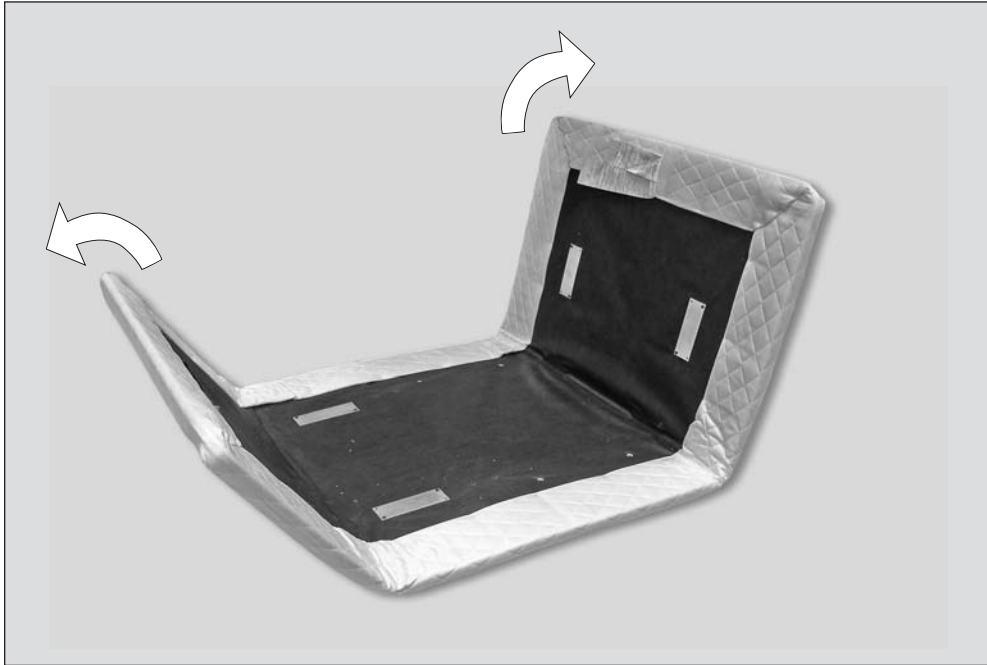
**STEP 4** Remove protective plastic covering from adjustable deck assembly.




## ASSEMBLY

---

**STEP 5** Unfold deck assembly.

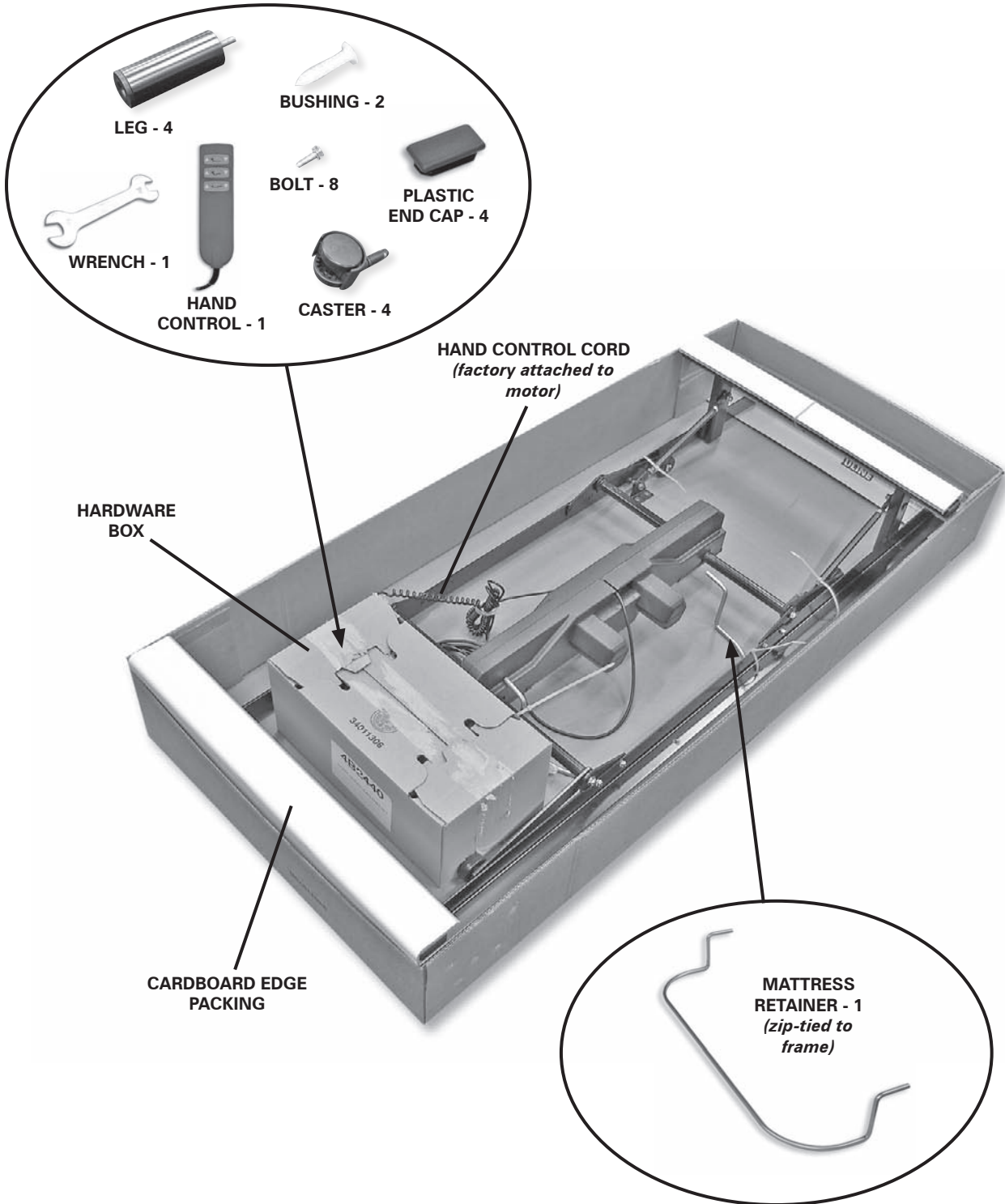


**STEP 6** Position deck assembly bottom-side-up.



## ASSEMBLY

**STEP 7** Cut plastic bands and open Box 2. Remove the hardware box and verify contents. Cut zipties and remove edge packing and mattress retainer.





## ASSEMBLY

**STEP 8** Carefully remove steel base assembly from box. Match head end of base assembly (indicated by sticker) with head end of deck assembly. Swing (2) leg support assemblies under and out until lined up with four (4) holes in deck assembly. Steel base now lies flat on deck.



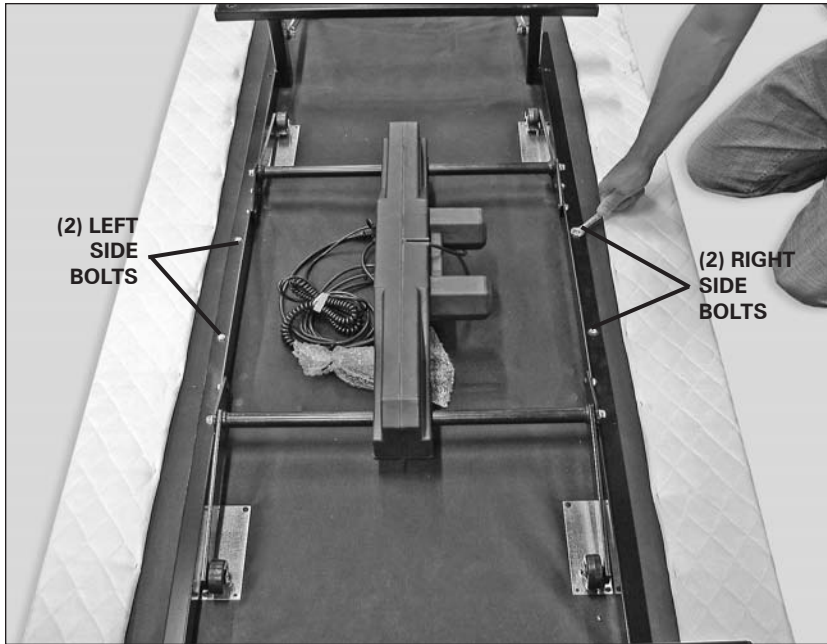
### CAUTION

AT LEAST TWO PEOPLE ARE RECOMMENDED FOR HANDLING AND MOVING ADJUSTABLE BED BASE



## ASSEMBLY

**STEP 9** Position steel base assembly so four (4) side holes (2-left, 2-right) line up with holes in deck assembly. Insert bolts in side holes using 7/16" wrench (included). *Do not tighten.*




**STEP 10** After inserting side bolts, insert remaining (4) bolts in leg support assemblies. Tighten all eight (8) bolts firmly.




## ASSEMBLY

**STEP 11** Insert (4) plastic end caps into (4) cross frame ends. Tap lightly with rubber mallet to secure in place.



**STEP 12** Screw (4) legs into base assembly. Insert (4) casters in ends of legs.




## ASSEMBLY

**STEP 13** Carefully turn base over so it is top-side-up. *Do not obstruct power or hand control cords.* Remove mattress retainer mounting hole locator pins at foot end of adjustable base.




**STEP 14** Install (2) mattress retainer bushings (gently tap with a rubber mallet).



## ASSEMBLY

---

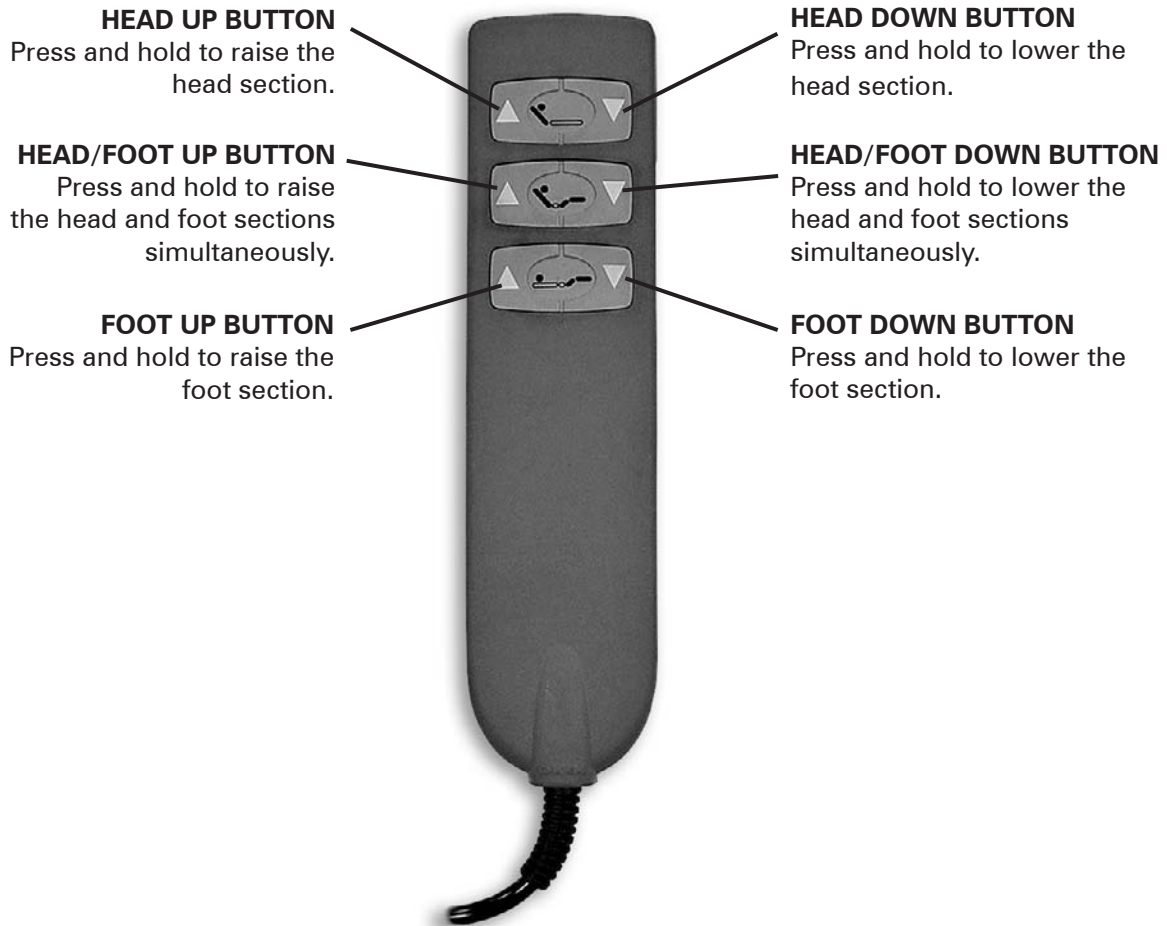
**STEP 15** Install mattress retainer. Insert into bushings and press down until horizontal section is firmly against deck assembly.



**STEP 16** Plug power cord into a working, grounded electrical outlet. **Note: an electrical surge protection device is recommended (not included).** Operate hand control to verify bed functions properly.

## HAND CONTROL FUNCTION

---



## ACCESSORIES

### ShipShape™ OPTIONAL EQUIPMENT

Contact customer service toll free (800-888-3078) to order the accessories indicated in the chart below.

ACCESSORY DESCRIPTION	CODE
3" Legs (set of 4)	4B2284
4" Legs (set of 4)	4B1833
5" Legs (set of 4)	4B2100
7" Legs (set of 4)	4B2101
5" Adjustable Leg Kit <sup>3</sup> (adjustment range: 6-1/8" to 9-3/8")	4B3402
Rubber Caster Cups (set of 4)	4B1034
Wired Hand Control Cable - Dual DC Motor	4B4531
Head Board Brackets - TXL	4B6117
Head Board Brackets - FXL/Q	4B6118




4B1034



4B3402



4B5431



4B2284

4B1833

4B2100

4B2101



4B6117

4B6118

## TROUBLESHOOTING

---

In the event the ShipShape™ adjustable bed fails to operate, investigate the symptoms and possible solutions provided in the chart below:

SYMPTOM	SOLUTION
No features of the adjustable bed will activate.	<ul style="list-style-type: none"><li>• Verify power cord is plugged into a working, grounded electrical outlet. <b><i>A grounded, electrical surge protection device is recommended.</i></b> Test outlet by plugging in another working appliance.</li><li>• Unplug power cord, wait 30 seconds and plug in to reset electronic components.</li><li>• Electrical circuit breaker may be tripped. check electrical service breaker box to verify.</li><li>• Defective surge protection device.</li></ul>
Head or foot section will elevate, but will not return to the horizontal (flat) position.	<ul style="list-style-type: none"><li>• Bed mechanism may be obstructed. Elevate bed and check for obstruction. Remove obstruction.</li><li>• Head section may be too close to the wall.</li></ul>

## 1-2-LIFETIME WARRANTY

---

Leggett & Platt, Incorporated (“L&P”) warrants this adjustable bed to the consumer who is the original purchaser (the “purchaser”), subject to the terms and conditions set forth herein. This warranty begins on the “warranty commencement date” which is the date of purchase for new unused beds and the date of manufacture for beds that have been used as floor or display models. Thus, on a floor model bed, the warranty is a portion of the limited lifetime warranty.

### FULL 1 YEAR WARRANTY

This adjustable bed is warranted against defects in the workmanship or materials for a period of one (1) year from the warranty commencement date. Upon notice during the first year after the warranty commencement date, L&P will repair or replace (at no cost to the purchaser) any defective adjustable bed part, and L&P will pay all authorized labor and transportation costs associated with the repair or replacement of any parts found to be defective.

### 2 YEAR LIMITED WARRANTY

During the second year from the warranty commencement date, upon receipt of notice, L&P will replace any adjustable bed part found to be defective. This limited two (2) year warranty shall not apply unless the defective part is returned to L&P within ten (10) days of purchaser’s receipt of the replacement part. Purchaser shall pay all service and transportation costs related to the replacement of the defective part.

### LIFETIME LIMITED WARRANTY

Upon notice during the third year through the lifetime from the warranty commencement date, L&P will replace, upon terms and conditions set forth in this paragraph, any mechanical bed part found to be defective. Electronics, electrical components, drive motors and massage motors are excluded. This limited lifetime warranty shall not apply unless the defective part is returned to L&P within ten (10) days of purchaser’s receipt of the replacement part. In years 3 - lifetime, purchaser shall pay all service and transportation costs related to the replacement of the defective part.

### ADDITIONAL TERMS AND CONDITIONS

This warranty does not apply; (a) to any damage caused by the purchaser; (b) if there has been any repair or replacement of adjustable bed parts by an unauthorized person; (c) if the adjustable bed has been mishandled (whether in transit or by other means), subjected to physical or electrical abuse or misuse, or otherwise operated in any manner inconsistent with the operation and maintenance procedures outlined in the Owners Manual and this warranty; (d) to damage to mattresses, fabric, cables, electrical cords or items supplied by dealers. Contact the dealer for warranty information on these items; (e) if there has been any modification of the adjustable bed **without prior written consent by L&P**; (f) to costs for unnecessary service calls, including costs for in-home service calls solely for the purpose of educating the consumer about the adjustable bed or finding an unsatisfactory power connection; (g) if the recommended weight restriction is not followed (refer to the advisory section of this manual), the warranty will be void.

*Continued on next page...*

## 1-2-LIFETIME WARRANTY

---

Repairs to or replacement of an adjustable bed or its components under the terms of this limited warranty will apply to the original warranty period and will not serve to extend such period.

The decision to repair or to replace defective parts under this warranty shall be made, or cause to be made, by L&P at its option and in its sole discretion.

**Repair or replacement shall be the sole remedy of the purchaser. There shall be no liability on the part of L&P for any special, indirect, incidental, or consequential damages or for any other damage, claim, or loss not expressly covered by the terms of this warranty.**

This limited warranty does not include reimbursement for inconvenience, removal, installation, setup time, loss of use, shipping, or any other costs or expenses. Leggett & Platt or its service technicians shall not be responsible for moving furniture or any other items not attached to the adjustable bed in order to perform service on the adjustable bed.

It is the sole responsibility of the purchaser to provide adequate space and accessibility to the adjustable bed. In the event that the technician is unable to perform service due to lack of accessibility, the service call will be billed to the purchaser and the service will have to be rescheduled.

**L&P makes no other warranty whatever, express or implied, and all implied warranties of merchantability and fitness for a particular purpose are disclaimed by L&P and excluded from this agreement.**

Some states do not allow the exclusion or limitation of incidental or consequential damages, so the above limitation or exclusion may not apply to every purchaser.

This warranty gives the purchaser specific legal rights, and the purchaser may also have other rights, which may vary from state to state. This warranty is valid in all 50 states, Puerto Rico, and Canada.

## WARRANTY INFORMATION

**PO Box 668  
Lexington, NC 27293  
800-888-3078**

**For customer service online, email:  
[accustomerservice@leggett.com](mailto:accustomerservice@leggett.com)**

**Please do not contact retail dealer or any other service personnel.**

customer (care))

For customer service online, email:  
*[accustomerservice@leggett.com](mailto:accustomerservice@leggett.com)*

